



# Meet the Directors

SELPA II COMMUNITY ADVISORY COMMITTEE

OCTOBER 14, 2021

# SELPA: Special Education Local Plan Area

- ▶ The California Legislature implements the provisions of I.D.E.A. through the “*California Master Plan for Special Education*”.
- ▶ In 1977, all school districts and county school offices in California were required to form geographical regions of sufficient size and scope to provide for all special education service needs of children residing within the region’s boundaries

# California Master Plan for **SPECIAL EDUCATION**

Adopted by the  
**CALIFORNIA STATE BOARD OF EDUCATION**  
January 10, 1974



# SELPA: Special Education Local Plan Area

- ▶ There are over 130 SELPAs in the State.
- ▶ The SELPA governance structures vary in form, including models:
  - ▶ Single District SELPA (e.g., San Francisco Unified School District)
  - ▶ Consortium of Districts SELPA (e.g., Mission Valley SELPA)
  - ▶ District/COE Joint SELPAs (e.g., Santa Clara SELPA II)
- ▶ Each SELPA has a Local Plan describing how it provides special education services.

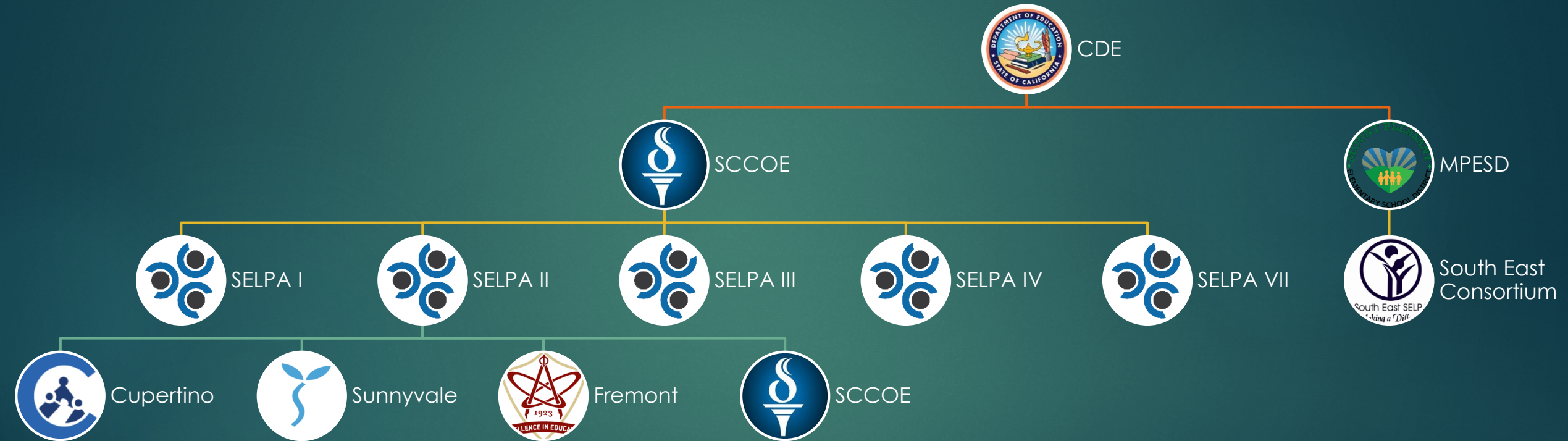


# Some SELPA Responsibilities

- ▶ Ensuring program availability for all students with disabilities.
- ▶ Administer staff development programs.
- ▶ Monitor the appropriate use of federal, state, and local funds allocated for special education programs
- ▶ Supervise data collection, information management and reporting.
- ▶ Facilitate curriculum and program collaboration between LEAs.
- ▶ Coordinate the monitoring of Local Plan implementation through program review.
- ▶ Other matters related to the representation and operation of the SELPA
- ▶ Assist in the development of the annual budget plan and annual SELPA operations budget.
- ▶ Allocate and distribute funds to LEAs for the operation of special education programs and services in accordance with policy.



# Santa Clara County SELPAs



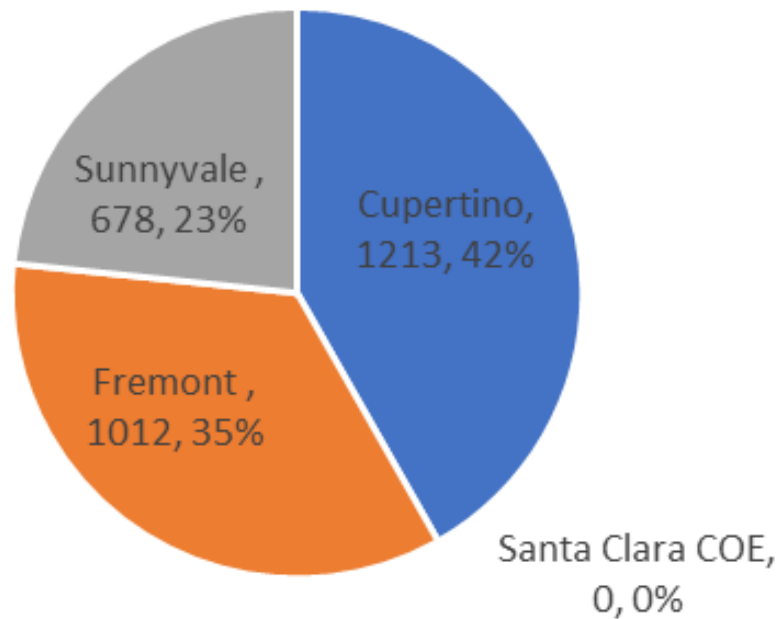
# Santa Clara SELPA II





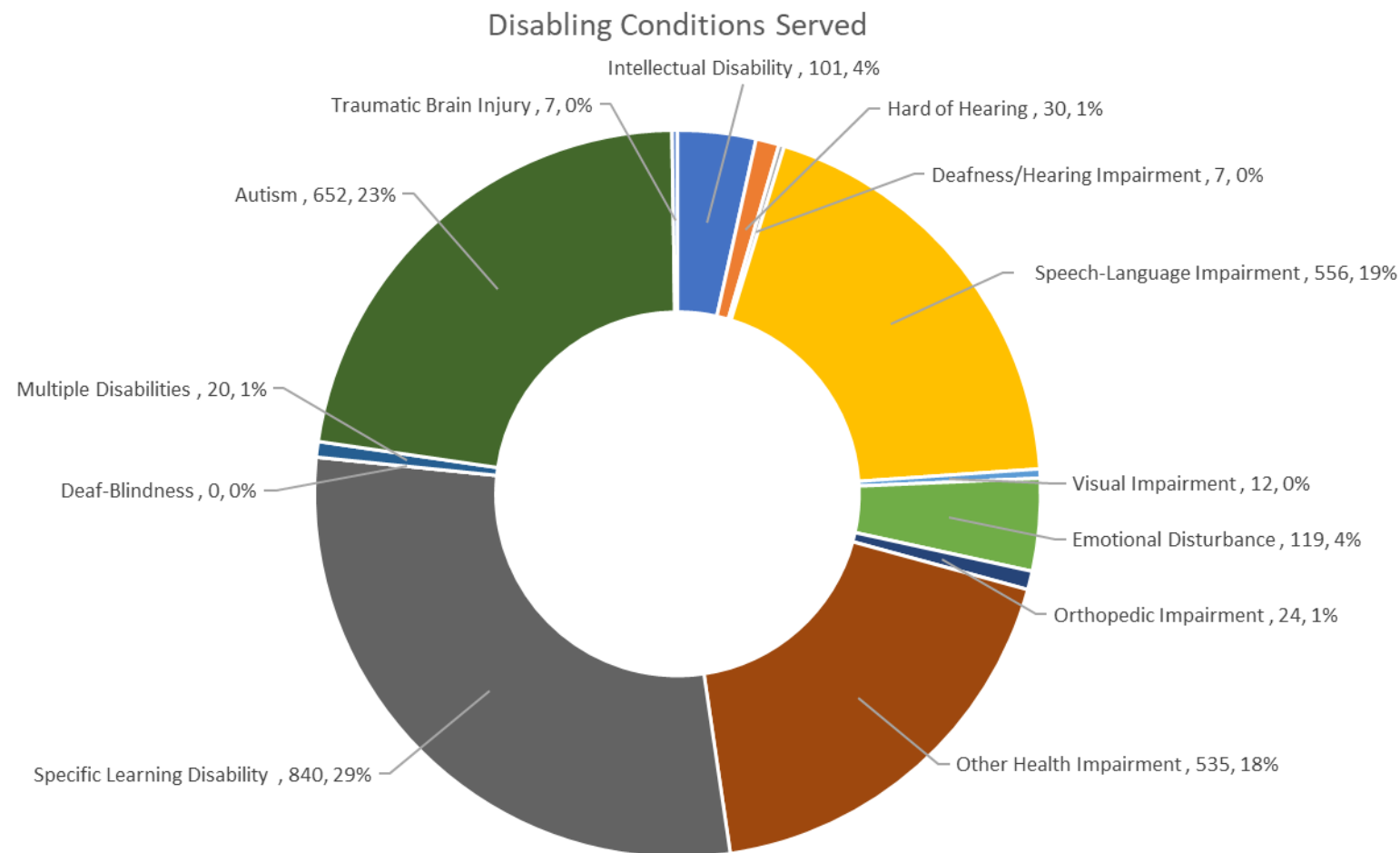
# Santa Clara SELPA II: Students Served

# of Students with IEPs Served in LEA Programs



■ Cupertino ■ Fremont ■ Sunnyvale ■ Santa Clara COE

# Santa Clara SELPA II: Students Served





# SELPA II Annual Budget Plan

Revenue Source	Amount	Percentage of Total Funding
State Special Education Revenue	26,318,905	25.07%
Federal Revenue	7,553,913	7.20%
Local Contribution	71,107,898	67.73%
<b>Total Revenue From All Sources</b>	104,980,716	100.00%

# SELPA II Annual Budget Plan

Revenue Source	Amount	Percentage of Total Funding
State Special Education Revenue	23,291,913	22.76%
Federal Revenue	\$6,474,635	6.33%
Local Contribution	72,583,350	70.92%
<b>Total Revenue From All Sources</b>	102,349,898	100.00%



# SELPA II Annual Services Plan

- ▶ 61 sites/locations to serve students with disabilities
- ▶ Services Provided (non-exhaustive list; based on student's unique needs)
  - ▶ Specialized Academic Instruction
  - ▶ Speech & Language
  - ▶ Adapted Physical Education
  - ▶ Assistive Technology
  - ▶ Occupational Therapy
  - ▶ Physical Therapy
  - ▶ Counseling
  - ▶ Behavior Intervention

